


Starfish Project News



March 2011




**March Group Meeting:
Celebrate Dr. Seuss' Birthday at Cleveland State
Community College Library
Saturday, March 5 from 10am to 1pm**



Happy Birthday to Dr. Seuss!

By Elizabeth Kennedy, About.com Guide



Dr. Seuss wrote *The Cat in the Hat* when challenged by his publisher to write a book that would both entertain beginning readers and have a controlled vocabulary. He succeeded way beyond expectations and his book has become a classic, celebrating its 50th birthday in 2007. The Cat in the Hat is a wonderful character, who is full of surprises. This book is one of the very first entertaining books for children just starting to read on their own. *The Cat in the Hat* has a controlled vocabulary of 236 words, making it an enduring favorite with beginning readers. Preschoolers also thoroughly enjoy the rhyming text, as well as the Cat in the Hat and his shenanigans. As usual, the illustrations are zany and fun.

When publisher Bennett Cerf challenged Dr. Seuss to write a book for beginning readers with 50 words or less, Dr. Seuss wrote *Green Eggs and Ham*. The constant repetition in this book appeals to both small children and children just beginning to read on their own. Sam-I-am is relentless in trying to convince one of Dr. Seuss' shaggy creatures to try green eggs and ham. Dr. Seuss uses rhyming and humor to point out the importance of not judging something before you've tried it.

Help your child cope with difficult experiences

We live in an uncertain world. As hard as we try, we can't always protect our young children from experiencing sad or traumatic events. Natural disasters, being in need, death of a loved one, and long separations from a parent can be stressful for children and for the adults who love them.

When a young child experiences loss and trauma, signs of stress such as fussiness or clinginess. He may go back to doing things you think he's outgrown. We may think children don't understand or notice difficult times, but even very young infants pick up on the stress that is around them. No matter what, your child needs your love and support to feel secure.

As a parent you will have a lot on your mind during tough times, and you may feel sad and worried about the future. You may find it hard to be there for your child but she continues growing and developing. She needs you every day. Early childhood is a time crucial to life long success. Parents as Teachers is here to help you take good care of your child during hard times and good times.

Here are some ways to help your young child through stress and trauma:

- Tell your child that you love him. Even if your baby is small, talk to him and reassure him with hugs and kisses.
- Keep your child's life as normal as you can. Try to stick to her familiar routines.
- Relax and stay calm. This will help your child feel that way, too. Believe that things will get better.
- Read to your child every day, and play with him. Sing and clap together. Find things to laugh about.
- Do the same things over and over. Read the same book, sing the same songs and play the same games. Familiar things reassure young children.
- If your child is clingy, let her stay by you and cuddle. Don't be afraid you'll spoil your baby if you hold her and comfort her.
- Understand if your child is fussy, whiny, or throws tantrums. Your child is not being "bad." He is just overwhelmed.
- Take care of yourself, too. Do not be afraid to ask for help for yourself or for your child. □

Finger Paint Recipes

How to Make Homemade Finger Paint

Using finger paint exposes your toddler to a unique sensory world involving sight, slippery touch and squishy sound as well. Finger painting is just one of the ways your toddler begins to gain fine motor control as well. Finger painting may seem like a mess now, but it is paving the way for more refined skills like holding a pencil, using buttons and zippers or tying shoes. Each time his hand moves the way his brain directs or expects, he is closer to fully controlling a paint brush, crayon or pencil.

If you find you don't always have finger paint on hand, here are a few recipes made with items you probably already have in your pantry. You can even add mint or vanilla extract and excite their sense of smell, too.

Finger Paint (Uncooked Version)

What you need:
1/2 cup liquid starch
1/2 cup soap powder
5/8 cup water

What to do:
Beat together until the consistency of whipped potatoes.

Kool-Aid Finger Paint

What you need:
2 cups flour
2 packs unsweetened Kool-Aid
1/2 cup salt
3 cups boiling water
3 tablespoons oil

What to do:
Mix wet ingredients into dry ingredients.

Jell-O Finger Paint

What you need:
Any kind of flavored Jell-O
Hot water

What to do:
Mix enough hot water (a little at a time) until mix has the consistency of finger paint. Allow to cool before play.

Pudding Finger Paint

What you need:
Instant vanilla pudding
Food coloring

What to do:
Mix pudding according to directions. Add food coloring for desired color.

Make a Rainbow using your homemade finger paint:

To make a rainbow, paint each fingertip a different color in rainbow order (red, orange, yellow, green, blue or purple) and gently guide your toddler's fingers across the paper in a curve. Take a moment to admire the rainbow and then let him do his own thing with the colors.



Tip: Line the table with newspaper or do this activity in a high chair for easy clean-up.

By Stephanie Brown,
About.com Guide

The Importance of Fine Motor Activities for Young Children

The building of fine motor skills in children will enable them to perform a variety of important functional tasks. These include:

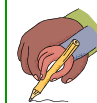
- *tying shoes
- *zipping and unzipping
- *buckling and unbuckling
- *writing legibly and without significant muscle fatigue
- *playing games that require precise hand and finger control
- *drawing, painting, and coloring




- *manipulating buttons and snaps
- *putting small objects together
- *doing puzzles
- *making crafts
- *using scissors
- *manipulating small objects such as coins
- *opening and closing objects



- *picking up and holding onto small objects
- *developing and maintaining an effective and proper pencil grip



- *pinching objects between fingers using locks and keys
- *being able to isolate finger movements (i.e., using one finger at a time, such as in playing the piano or typing)



- *turning things over or turning pages of a book
- *holding and using utensils properly and effectively
- *screwing and unscrewing
- *doing ANYTHING that requires small precise hand and finger movements. <http://www.sensory-processing-disorder.com/fine-motor-skills-activities-for-children.html>



February Group Meeting Recap!

Thank you to all the couples who have RSVP for our *Secrets to Lasting Love* with First Things First on Saturday, February 26th!
We are looking forward to having a wonderful time!

Safety Alert—Recent Recalls by the Consumer Product Safety

Sassy Inc. Recalls Refreshing Rings Infant Teethers/Rattles Due to an Ingestion Hazard

Name of Product: Refreshing Rings Infant Teethers/Rattles **Hazard:** Small pieces of the plastic ball can detach as a result of children chewing on the teether/rattle, posing an ingestion hazard.



Description: This recall involves Refreshing Rings infant teethers/rattles intended for babies ages three months and older. The product has a red, water-filled ring on one end and a black and white polka dot ball on the other end. The two ends of the rattles/teethers are connected by a black and white, flexible plastic rod with three floating rings. Style number 80026 is printed on the packaging.

Remedy: Consumers should immediately take the teethers/rattles from children and contact Sassy Inc. for instructions on how to return the product for a free replacement toy.

Consumer Contact: For additional information, contact Sassy Inc. at (800) 323-6336 between 8 a.m. and 4:30 p.m. ET, Monday through Friday or visit the firm's website at www.sassybaby.com

Two Strangulation Deaths Prompt Summer Infant to Recall Video Baby Monitors with Cords; Firm to Provide New On-Product Label & Instructions

WASHINGTON, D.C.

- The U.S. Consumer Product Safety Commission (CPSC), in cooperation with Summer Infant Inc., of Woonsocket, R.I., is announcing the voluntary recall to provide new on product label and instructions for about 1.7 million video baby monitors with electrical cords. The cords can present a strangulation hazard to infants and toddlers if placed too close to a crib. Because of this serious strangulation risk, parents and caregivers should never place these and other corded cameras within three feet of a crib.








Summer Infant has initiated a campaign to provide new on-product labels for electric cords and instructions to consumers with the recalled video monitors distributed between January 2003 and February 2011. The baby monitors were sold at major retailers, mass merchandisers, and juvenile products stores nationwide for between \$60 and \$300. They were sold in more than 40 different models, including handheld, digital, and color video monitors. All video monitors include

both the camera (placed in the baby's room) and the hand held device (some models have two hand-held devices) that enable the caregiver to see and/or hear the baby from a specific distance. The brand "Summer" is found on the product. CPSC and Summer Infant urge parents to immediately check the location of the video monitors, including cameras mounted on the wall, and all electric cords to make sure the cords are out of arm's reach of their child. Consumers should contact Summer Infant toll-free at (800) 426-8627 between 8 a.m. and 5 p.m. ET Monday through Friday or visit the firm's website at www.summerinfant.com/Home/Product-Recall.aspx to receive a new permanent electric cord warning label about the strangulation risk and revised instructions about how to safely mount camera and keep cords out of child's reach.

DJG is recalling certain infant, convertible, and booster child restraint systems which were sold both as stand alone seats or part of a travel system (with stroller). Child restraint systems included in this recall begin with model numbers 22077, 22078, 22148, 22149, 22150, 22152, 22154, 22155, 22158, 22159, 22172, 22177, 22178, 22185, 22188, 22195, 22356, 22371, 22372, 22412, 22439, 22452, 22453, 22456, 22458, 22459, 22462, 22465, 22469, 22476, 22486, 22546, 22547, 22553, 22554, 22561, 22564, 22567, 22574, 22580, 22657, 22740, 22741, 22755, 22758, 22759, 22790, 22799, 22880, 22560, 22346, 17439, 22449, 22475, and IC072, manufactured from May 1, 2008, through April 30, 2009. The harness locking and release button does not always return to its locked position. A button that is not in the locked position can allow the harness adjustment strap to slip back through the adjuster as a child moves around in the seat and results in a loose harness. In the event of a vehicle crash, the child may not be adequately protected and is at an increased risk for injury. Registered owners will receive a free remedy kit consisting of a small tube of non-toxic, food-grade lubricant to be applied to the center front adjuster (CFA) to prevent sticking and allow it to properly engage the CFA strap. Instructions on how to apply the lubricant will be provided, along with a label to indicate that the repair has been completed. Non-registered owners should contact DJG at 1-866-623-3139 or by email at harnessadjustment@djgusa.com. Consumers will need the entire model number on the child restraint when contacting the manufacturer .

March 2011

SUN	MON	TUE	WED	THU	FRI	SAT
		1 Preschool Story Time @ library 10:30am (ages 3,4,5)	2  Dr. Seuss' Birthday	3 Baby Bookworm @library 1pm (ages 2 & under)	4 Preschool Story Time @ library 10:30am (ages 3,4,5)	5 Celebrate Dr. Seuss' Birthday at Cleveland State 10-1pm
6	7	8 Preschool Story Time @ library 10:30am (ages 3,4,5)	9	10 First TN Free Family Night at the Creative Discovery Museum 5:30-8pm	11 Preschool Story Time @ library 10:30am (ages 3,4,5)	12
13 TIME CHANGE 	14	15 Preschool Story Time @ library 10:30am (ages 3,4,5)	16	17 K9 Story Time at Cleveland Public Library 6pm	18 Preschool Story Time @ library 10:30am (ages 3,4,5)	19
20 First Day of Spring 	21 City and County Schools Spring Break 21-25 	22 Preschool Story Time @ library 10:30am (ages 3,4,5)	23	24 Baby Bookworm @library 1pm (ages 2 & under)	25 Preschool Story Time @ library 10:30am (ages 3,4,5)	26
27	28	29 Preschool Story Time @ library 10:30am (ages 3,4,5)	30 Doctor's Day 	31 Baby Bookworm @library 1pm (ages 2 & under)		



www.bicc-inc.org

BICC, Inc. is a Christian non-profit community development organization with a 501 © 3 tax-exempt status.



United Way of Bradley County



Questions? Comments? Contact us!

2810 Westside Drive
Cleveland, TN 37312
423-559-1112
423-584-5953